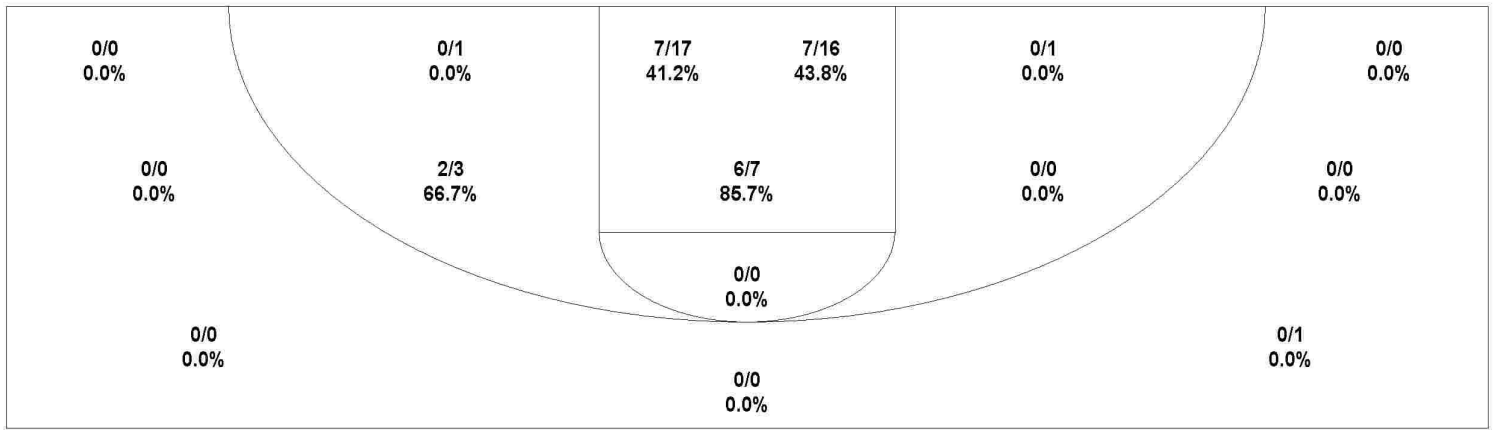
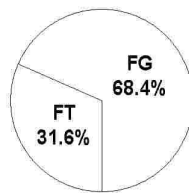


2005 AHSA State Basketball Championships - TEAM SHOT CHART for the Sumter County Wildcats
 Central - Hayneville Lions vs. Sumter County Wildcats
 DATE: 03/05/2005 TIME: 12:00 SITE: BJCC

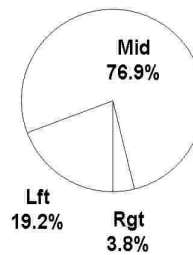


Shot Summary	M/A	%	PTS
3Pt FG	0/1	0.0%	0
2Pt FG	26/49	53.1%	52
Layups - L	3/3	100.0%	6
Layups - R	1/1	100.0%	2
Dunks	0/0	0.0%	0
Putbacks	0/0	0.0%	0
Overall Shooting	26/50	52.0%	52
Free Throws	24/34	70.6%	24
Total Points			76

Scoring Distribution




Scoring Locations



By Period	FG	FGA	FG%	3Pt	3PA	3P%	FT	FTA	FT%	PTS	ORB	DRB	TR	PF	AST	TO	BS	ST	P/S
1st Period	8	19	42.1	0	0	0.00	1	2	50.0	17	6	4	10	1	2	4	1	5	0.85
2nd Period	4	9	44.4	0	0	0.00	8	9	88.9	16	2	7	9	3	2	4	0	2	1.23
3rd Period	7	12	58.3	0	1	0.00	3	5	60.0	17	2	6	8	6	2	2	2	3	1.21
4th Period	7	10	70.0	0	0	0.00	12	18	66.7	26	3	7	10	3	1	3	0	0	1.37
Game	26	50	52.0	0	1	0.00	24	34	70.6	76	13	24	37	13	7	13	3	10	1.13

Scoring Breakdown



Scoring Range

